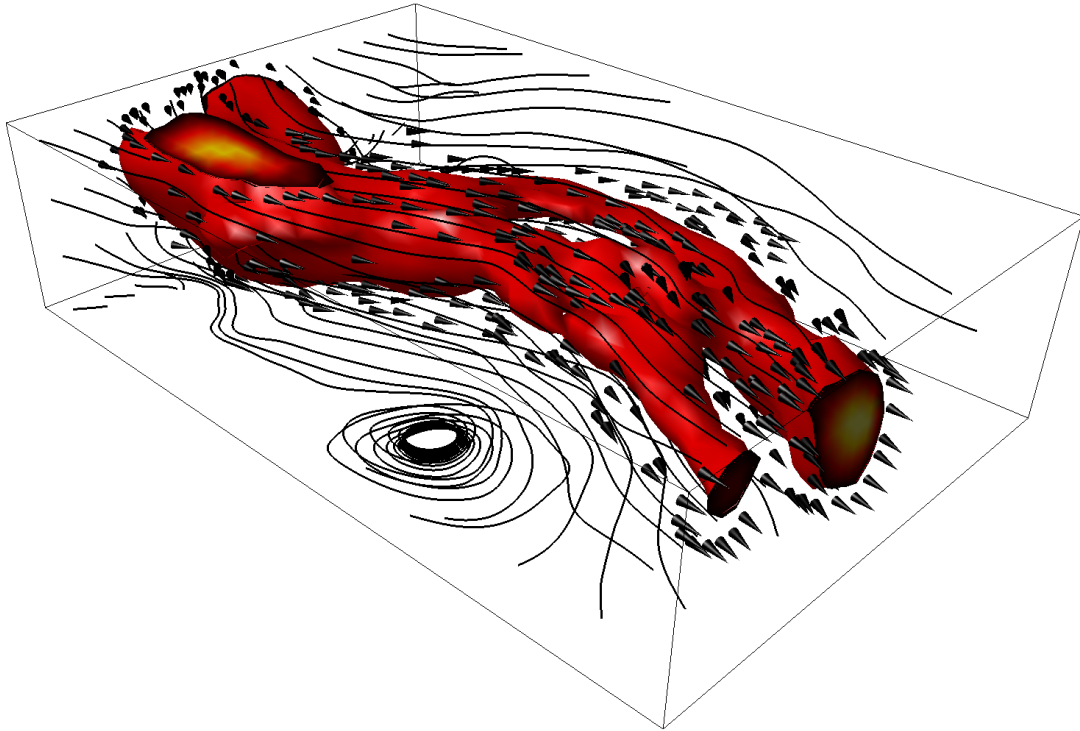




CHALMERS



Titeln för examensarbetet hamnar här och får sträcka sig över max 3 rader

Potentiell underrubrik som är upp till två rader

Examensarbete inom högskoleprogrammet Programnamn skrivs här

FÖRNAMN EFTERNAMN

INSTITUTIONEN FÖR något ämne

CHALMERS TEKNISKA HÖGSKOLA

Göteborg 2023

www.chalmers.se

EXAMENSARBETE 2023

**En informativ titel som
beskriver rapportens innehåll**

Rapportens undertitel

FÖRNAMN EFTERNAMN



CHALMERS

Institutionen för Något Ämne
CHALMERS TEKNISKA HÖGSKOLA
Göteborg 2023

Rapportens titel
Undertitel
FÖRNAMN EFTERNAMN

© FÖRNAMN EFTERNAMN, 2023.

Handledare: Namn, Företag eller Institution
Examinator: Namn, Institution

Examensarbete 2023
Institutionen för Något Ämne
Chalmers Tekniska Högskola
SE-412 96 Göteborg
Telefon +46 31 772 1000

Omslagsbild: En beskrivning av bilden som är lagd på framsidan.

Skriven i L^AT_EX
Göteborg 2023

Rapportens titel
Undertitel
FÖRNAMN EFTERNAMN
Institutionen för Något Ämne
Chalmers Tekniska Högskola

Sammanfattning

Lorem ipsum dolor sit amet, consectetur adipiscing elit, sed do eiusmod tempor incididunt ut labore et dolore magna aliqua. Ut enim ad minim veniam, quis nostrud exercitation ullamco laboris nisi ut aliquip ex ea commodo consequat. Duis aute irure dolor in reprehenderit in voluptate velit esse cillum dolore eu fugiat nulla pariatur. Excepteur sint occaecat cupidatat non proident, sunt in culpa qui officia deserunt mollit anim id est laborum.

Nyckelord: lorem, ipsum, dolor, sit, amet, consectetur, adipiscing, elit, sed, do.

Förord

Lorem ipsum dolor sit amet, consectetur adipiscing elit, sed do eiusmod tempor incididunt ut labore et dolore magna aliqua. Ut enim ad minim veniam, quis nostrud exercitation ullamco laboris nisi ut aliquip ex ea commodo consequat. Duis aute irure dolor in reprehenderit in voluptate velit esse cillum dolore eu fugiat nulla pariatur. Excepteur sint occaecat cupidatat non proident, sunt in culpa qui officia deserunt mollit anim id est laborum.

Förnamn Efternamn, Göteborg, Månad År

Akronymer ALTERNATIVT Beteckningar

Below is the list of acronyms that have been used throughout this thesis listed in alphabetical order:

BES	Battery Energy Storage
DER	Distributed Energy Resource
MILP	Mixed-Integer Linear Programming
MG	Microgrid
PV	Photovoltaic
RES	Renewable-based Energy Sources

Nomenklatur ALTERNATIVT

Symboler

Below is the nomenclature of indices, sets, parameters, and variables that have been used throughout this thesis.

Indices

i, j	Indices for distribution network buses
t	Index for time step

Sets

\mathcal{D}	Set of distribution network buses
\mathcal{D}_s	Set of substation buses
\mathcal{H}	Set of time steps (simulation/scheduling horizon)
\mathcal{N}	Set of buses

Parameters

γ	Penalty coefficient
Δt	Time discretization step (time interval)
η_j^{ch}	Charging efficiency of BES
η_j^{dis}	Discharging efficiency of BES
\mathbf{H}	Adjacency matrix
N	Number of iterations
$P_{j,t}^L$	Active power of load demand
$P_{j,t}^{PV}$	Active power from solar generation

Variables

p_j	Active power injection at bus j
p_{ji}	Active power flow from bus j to bus i
v_i	Square of voltage magnitude at bus i

Innehåll

Akronymer	ix
Nomenklatur	xi
Figurer	xv
Tabeller	xvii
1 Inledning	1
1.1 Bakgrund	1
1.2 Syfte	1
1.3 Mål	1
1.4 Avgränsningar	1
2 Metod	3
2.1 Section levels	3
2.2 Section	3
2.2.1 Subsection	3
2.2.1.1 Subsubsection	3
2.2.1.1.1 Paragraph	3
2.2.1.1.1.1 Subparagraph	3
3 Teknisk Bakgrund ALTERNATIVT Teori	5
3.1 Figure	5
3.2 Equation	5
3.3 Table	5
3.4 Chemical structure	6
3.5 List	6
3.6 Source code listing	6
3.7 To-do note	6
4 Genomförande	7
5 Resultat	9
6 Slutsats	11
Bibliography	13

A Appendix 1

I

Figurer

3.1	Surface and contour plots showing the two dimensional function $z(x, y) = \sin(x + y) \cos(2x)$	5
-----	---	---

Tabeller

3.1	Values of $f(t)$ for $t = 0, 1, \dots, 5$	5
-----	---	---

1

Inledning

1.1 Bakgrund

1.2 Syfte

1.3 Mål

1.4 Avgränsningar

2

Metod

This chapter presents the section levels that can be used in the template.

2.1 Section levels

The following table presents an overview of the section levels that are used in this document. The number of levels that are numbered and included in the table of contents is set in the settings file `Settings.tex`. The levels are shown in Section 2.2.

Name	Command
Chapter	<code>\chapter{<i>Chapter name</i>}</code>
Section	<code>\section{<i>Section name</i>}</code>
Subsection	<code>\subsection{<i>Subsection name</i>}</code>
Subsubsection	<code>\subsubsection{<i>Subsubsection name</i>}</code>
Paragraph	<code>\paragraph{<i>Paragraph name</i>}</code>
Subparagraph	<code>\subparagraph{<i>Subparagraph name</i>}</code>

2.2 Section

2.2.1 Subsection

2.2.1.1 Subsubsection

2.2.1.1.1 Paragraph

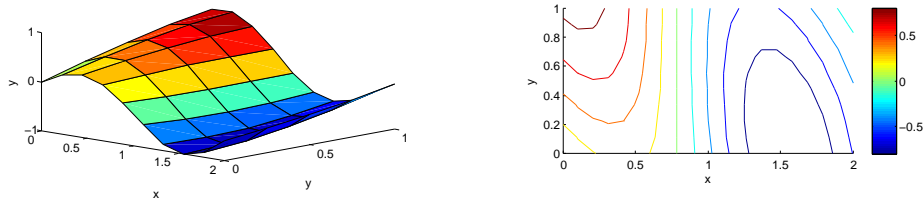
2.2.1.1.1.1 Subparagraph

3

Teknisk Bakgrund ALTERNATIVT Teori

In the following sections, examples of a figure, an equation, a table, a chemical structure, a list, a listing and a to-do note are shown.

3.1 Figure



Figur 3.1: Surface and contour plots showing the two dimensional function $z(x, y) = \sin(x + y) \cos(2x)$.

3.2 Equation

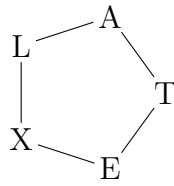
$$f(t) = \begin{cases} 1, & t < 1 \\ t^2 & t \geq 1 \end{cases} \quad (3.1)$$

3.3 Table

Tabell 3.1: Values of $f(t)$ for $t = 0, 1, \dots, 5$.

t	0	1	2	3	4	5
$f(t)$	1	1	4	9	16	25

3.4 Chemical structure



3.5 List

1. The first item
 - (a) Nested item 1
 - (b) Nested item 2
2. The second item
3. The third item
4. ...

3.6 Source code listing

```
% Generate x- and y-nodes
x=linspace(0,1); y=linspace(0,1);

% Calculate z=f(x,y)
for i=1:length(x)
  for j=1:length(y)
    z(i,j)=x(i)+2*y(j);
  end
end
end
```

3.7 To-do note

The `todo` package enables to-do notes to be added in the page margin. This can be a very convenient way of making notes in the document during the process of writing. All notes can be hidden by using the option *disable* when loading the package in the settings.

Example of a to-do note.

4

Genomförande

Lorem ipsum dolor sit amet, consectetur adipiscing elit, sed do eiusmod tempor incididunt ut labore et dolore magna aliqua. Ut enim ad minim veniam, quis nostrud exercitation ullamco laboris nisi ut aliquip ex ea commodo consequat. Duis aute irure dolor in reprehenderit in voluptate velit esse cillum dolore eu fugiat nulla pariatur. Excepteur sint occaecat cupidatat non proident, sunt in culpa qui officia deserunt mollit anim id est laborum.

5

Resultat

Lorem ipsum dolor sit amet, consectetur adipiscing elit, sed do eiusmod tempor incididunt ut labore et dolore magna aliqua. Ut enim ad minim veniam, quis nostrud exercitation ullamco laboris nisi ut aliquip ex ea commodo consequat. Duis aute irure dolor in reprehenderit in voluptate velit esse cillum dolore eu fugiat nulla pariatur. Excepteur sint occaecat cupidatat non proident, sunt in culpa qui officia deserunt mollit anim id est laborum.

6

Slutsats

Lorem ipsum dolor sit amet, consectetur adipiscing elit, sed do eiusmod tempor incididunt ut labore et dolore magna aliqua. Ut enim ad minim veniam, quis nostrud exercitation ullamco laboris nisi ut aliquip ex ea commodo consequat. Duis aute irure dolor in reprehenderit in voluptate velit esse cillum dolore eu fugiat nulla pariatur. Excepteur sint occaecat cupidatat non proident, sunt in culpa qui officia deserunt mollit anim id est laborum.

Litteraturförteckning

- [1] Gustaver, M. (2020) A Chalmers University of Technology Master's thesis template for L^AT_EX. Unpublished.

A

Appendix 1

Lorem ipsum dolor sit amet, consectetur adipiscing elit, sed do eiusmod tempor incididunt ut labore et dolore magna aliqua. Ut enim ad minim veniam, quis nostrud exercitation ullamco laboris nisi ut aliquip ex ea commodo consequat. Duis aute irure dolor in reprehenderit in voluptate velit esse cillum dolore eu fugiat nulla pariatur. Excepteur sint occaecat cupidatat non proident, sunt in culpa qui officia deserunt mollit anim id est laborum.

INSTITUTIONEN FÖR något ämne
CHALMERS TEKNISKA HÖGSKOLA
Göteborg, Sverige
www.chalmers.se



CHALMERS